



Louisa-Muscatine School District

Community Survey Report

January 4, 2022

Contents



Background Info



**Survey/Respondent
Information**



Results & Analysis



Wrap-up/Questions





Our mission is to help educational leaders gather, organize, and use data to make strategic decisions.

- Founded in **2002** to provide independent research
- Conducted over **10,000** staff, parent, and student, and community surveys for school improvement
- Helped more than **900** districts navigate the strategic planning and referendum planning process

Your School Perceptions Team



Daren Sievers
Project Manager



Rob DeMeuse, Ph.D.
Research Director

Louisa-Muscatine School District Community Survey Process



Households within the District were mailed a paper survey.
Respondents could:

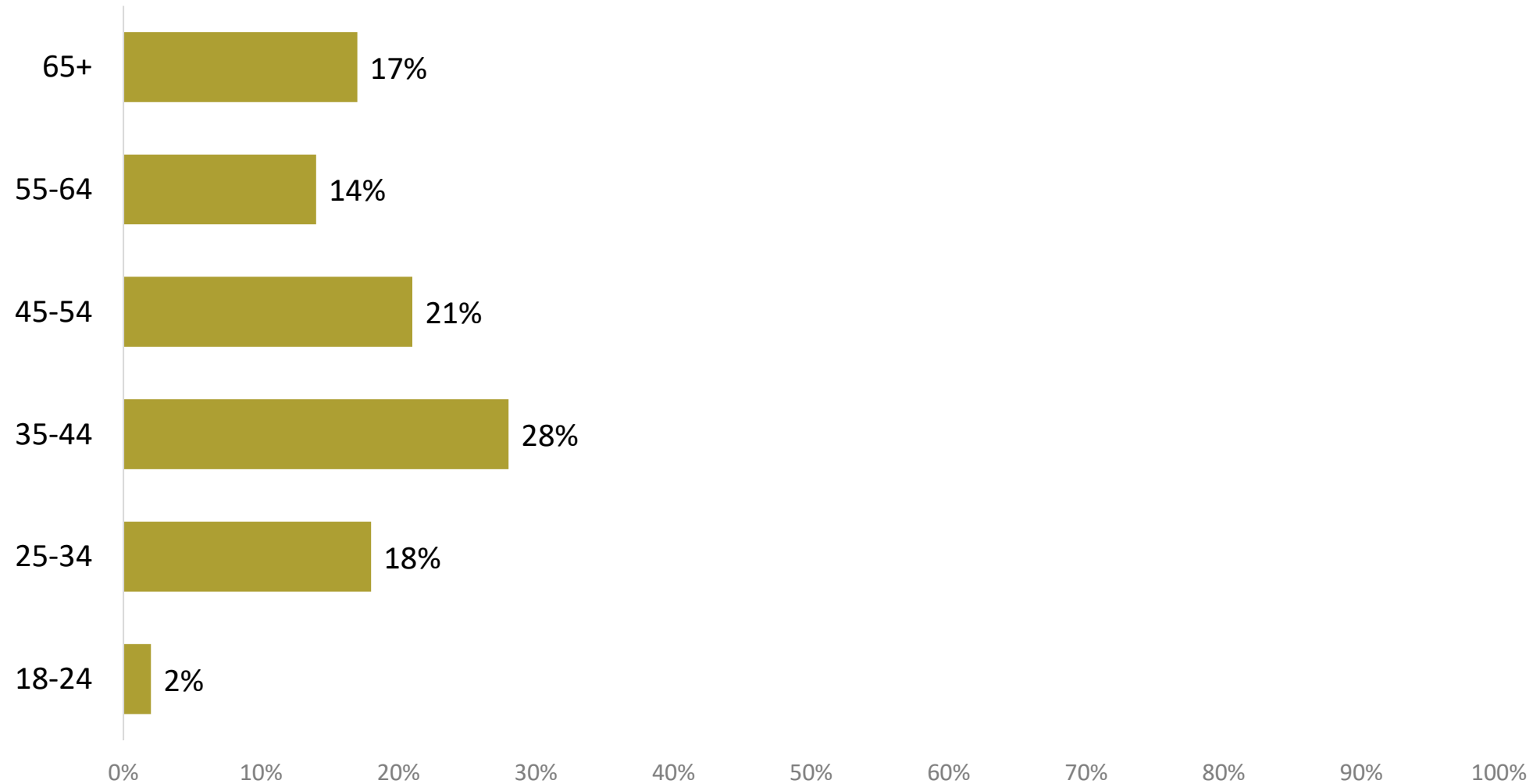
- 1) Fill out the paper survey and return directly to School Perceptions
or
- 2) Take the survey online with a one-time-use code

Survey Information

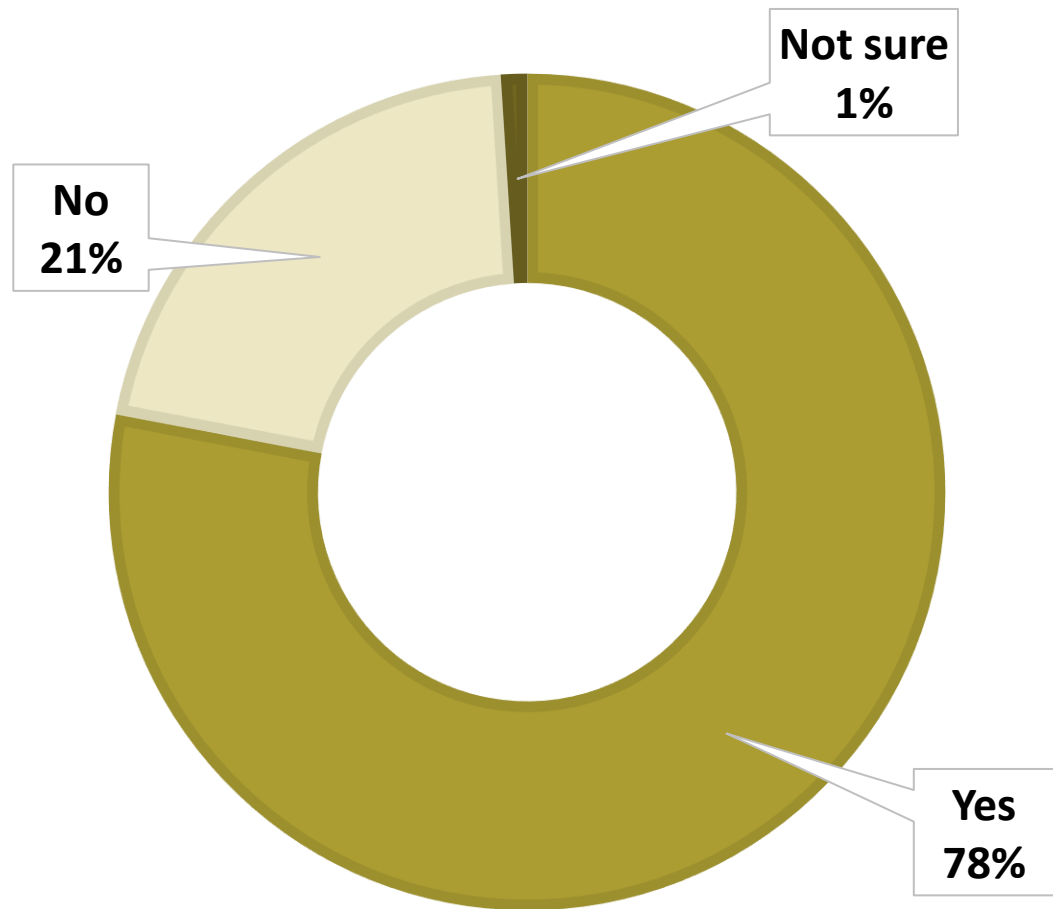


- Survey deadline **December 19, 2022**
- **378** total respondents (82 paper)
- **15.1%** response rate
- margin of error **+/- 5.14%**

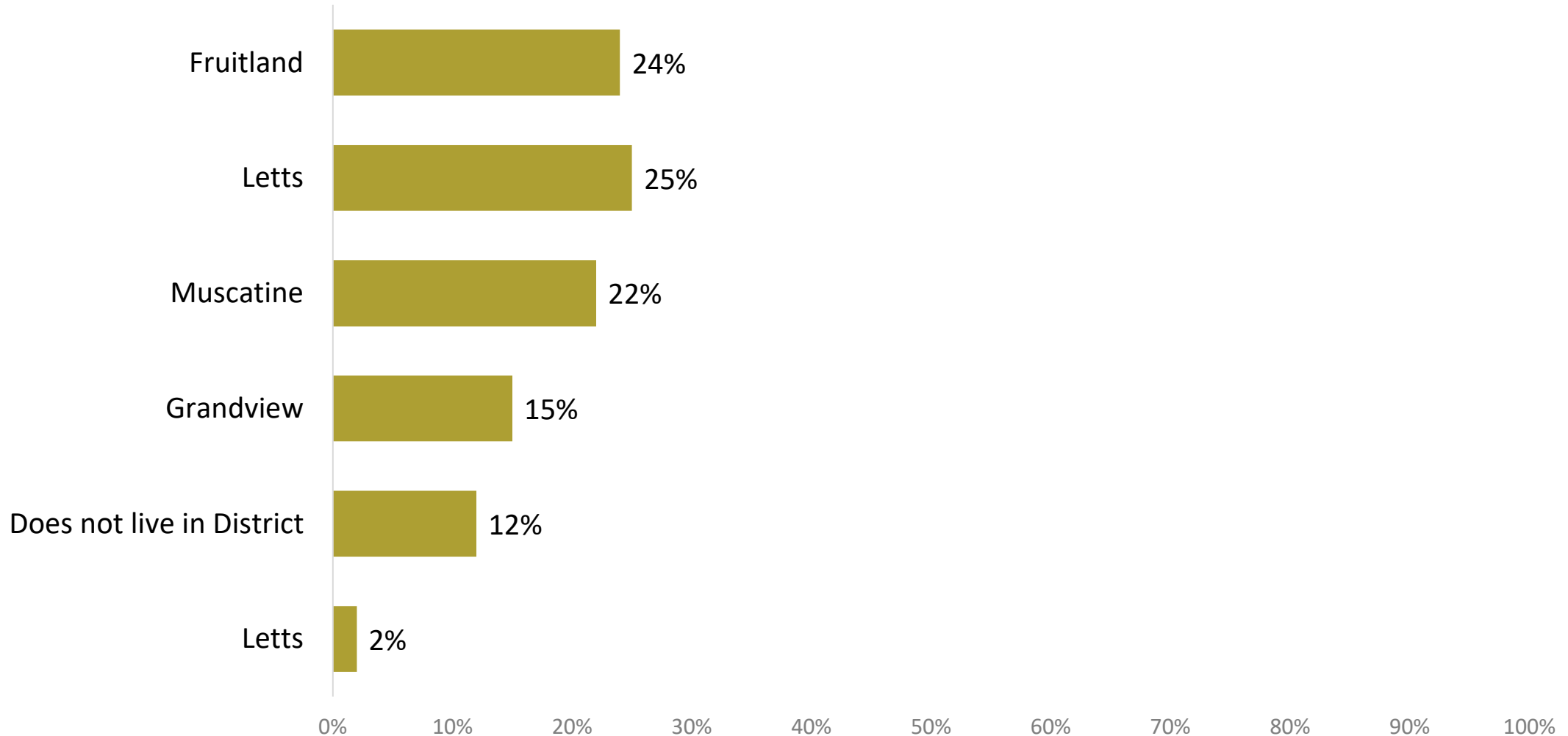
What is your age?



Is your primary residence in the District?



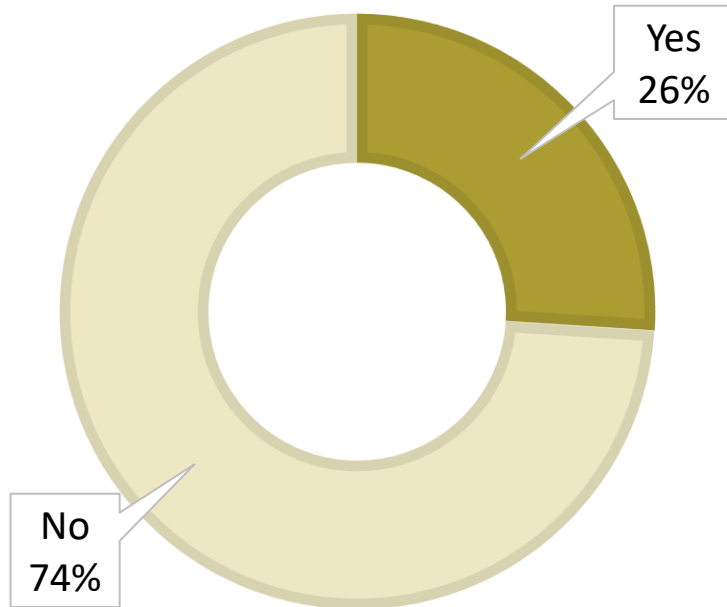
In which municipality do you live?



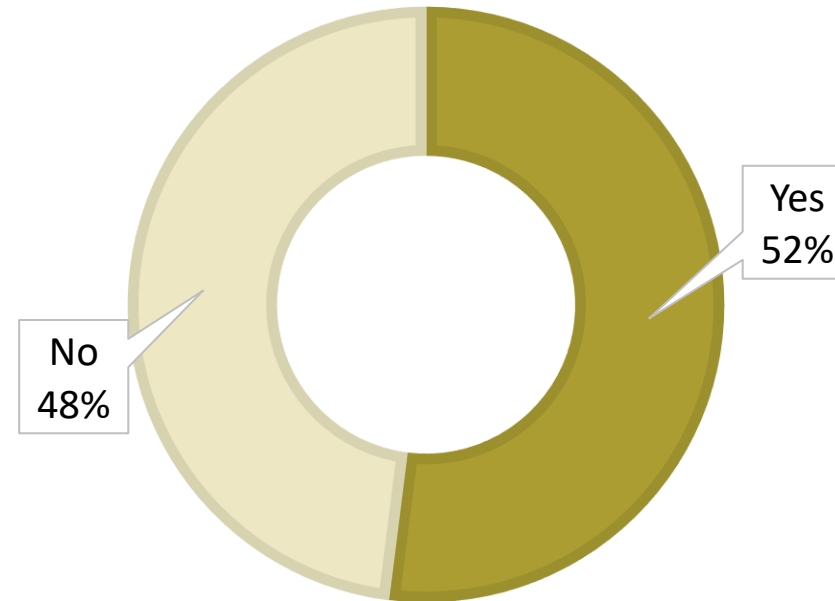
Respondent Information



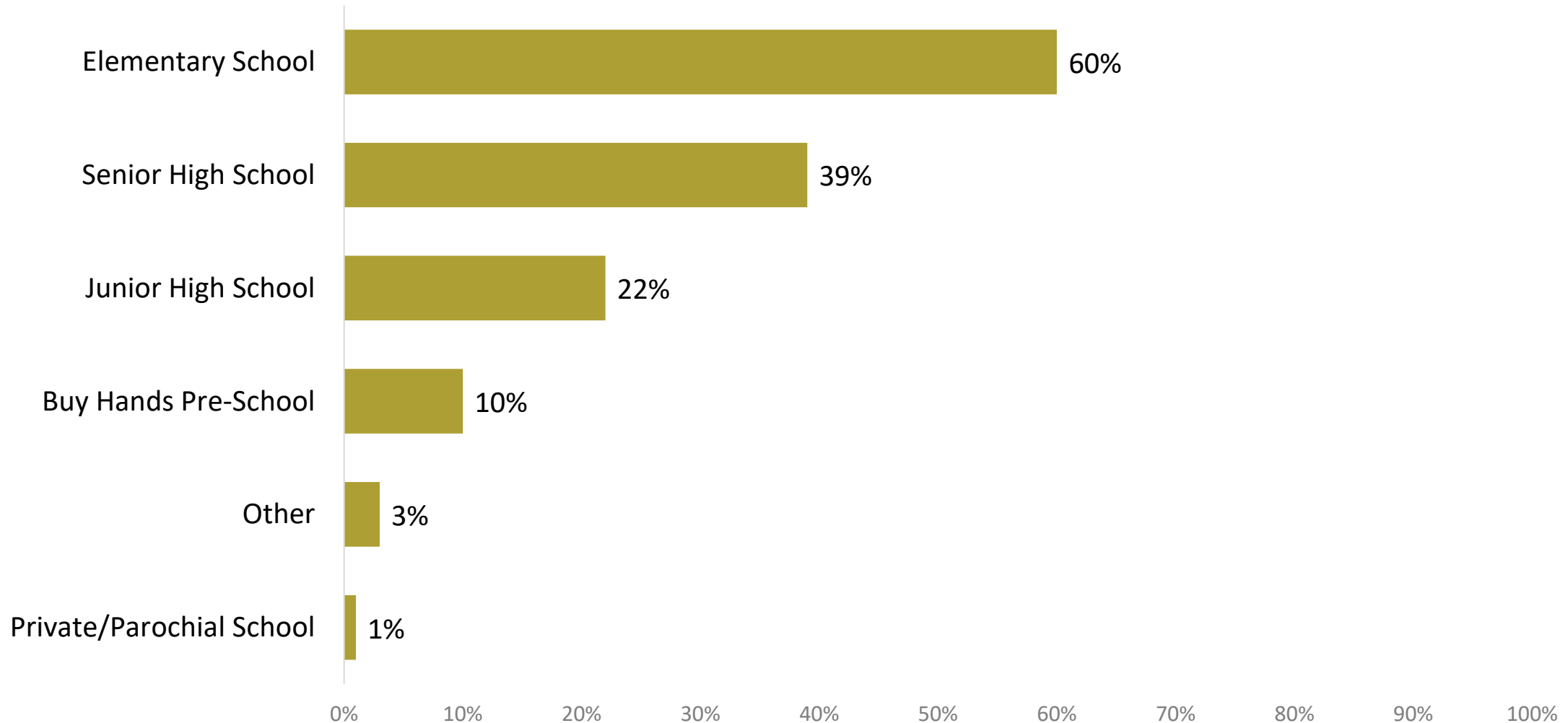
Are you an employee of the District?



Do you have children attending a school in the District?

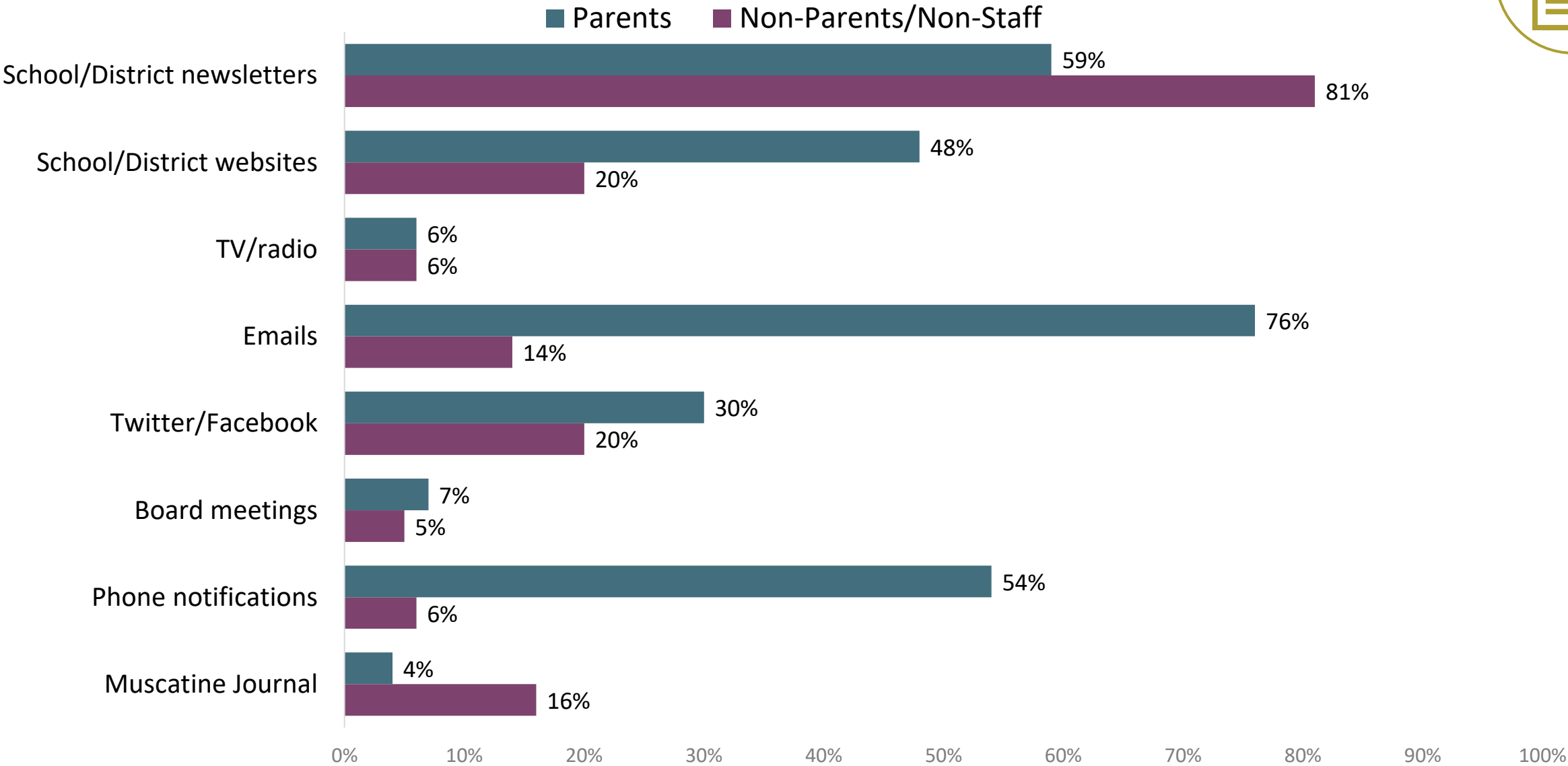


If you have school-aged children, what school(s) do they attend? *(Select all that apply.)*



How do you like to receive school/District information?

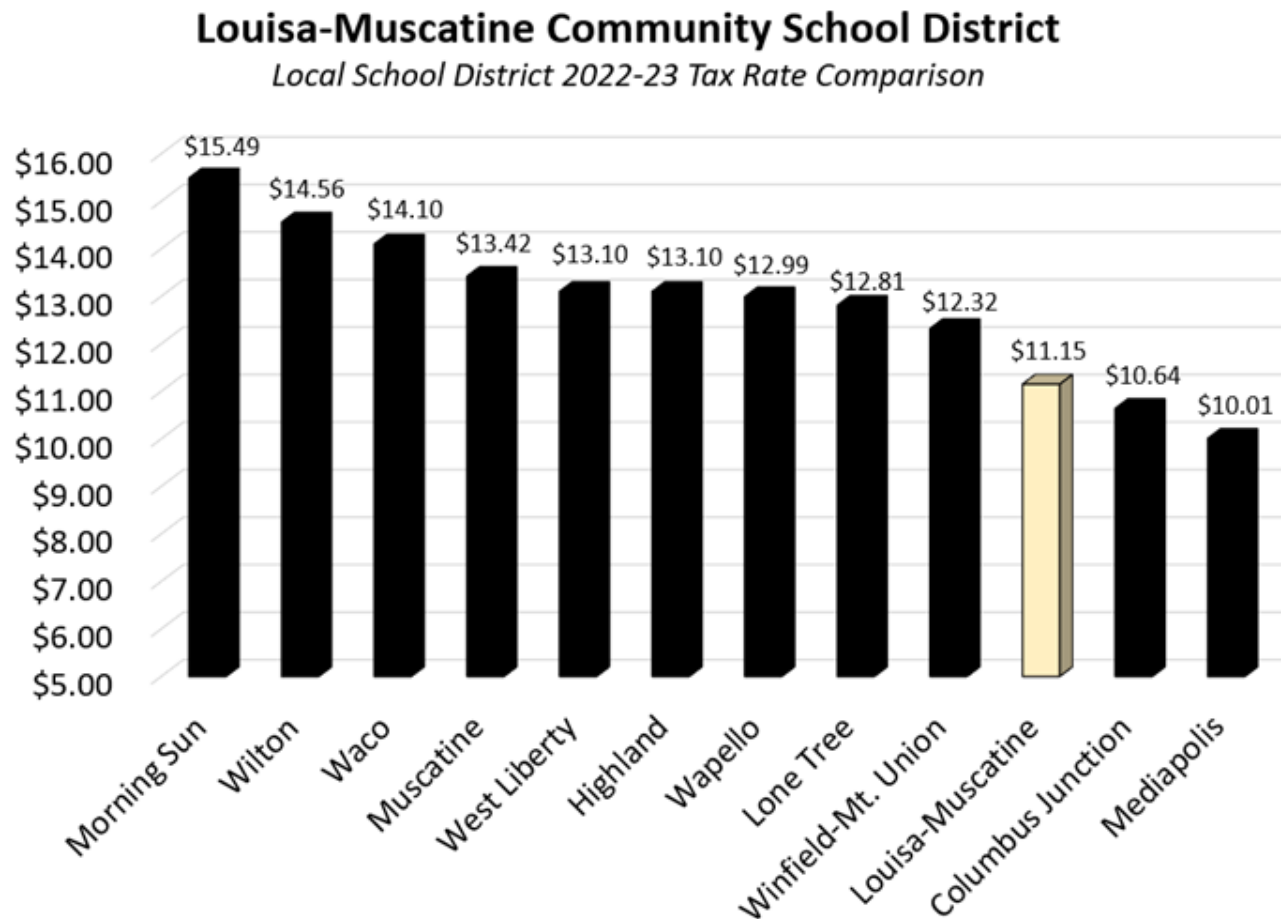
(Mark all that apply.)



Financial Background



We are often asked how our school tax rates compare to our neighbors. As seen in the regional tax rate chart, we are **one of the lowest in the region.**



Facility Background



Earlier this year, the District partnered with an outside firm, Bray Architects, to evaluate our buildings and grounds. Some of the most pressing needs are identified below.

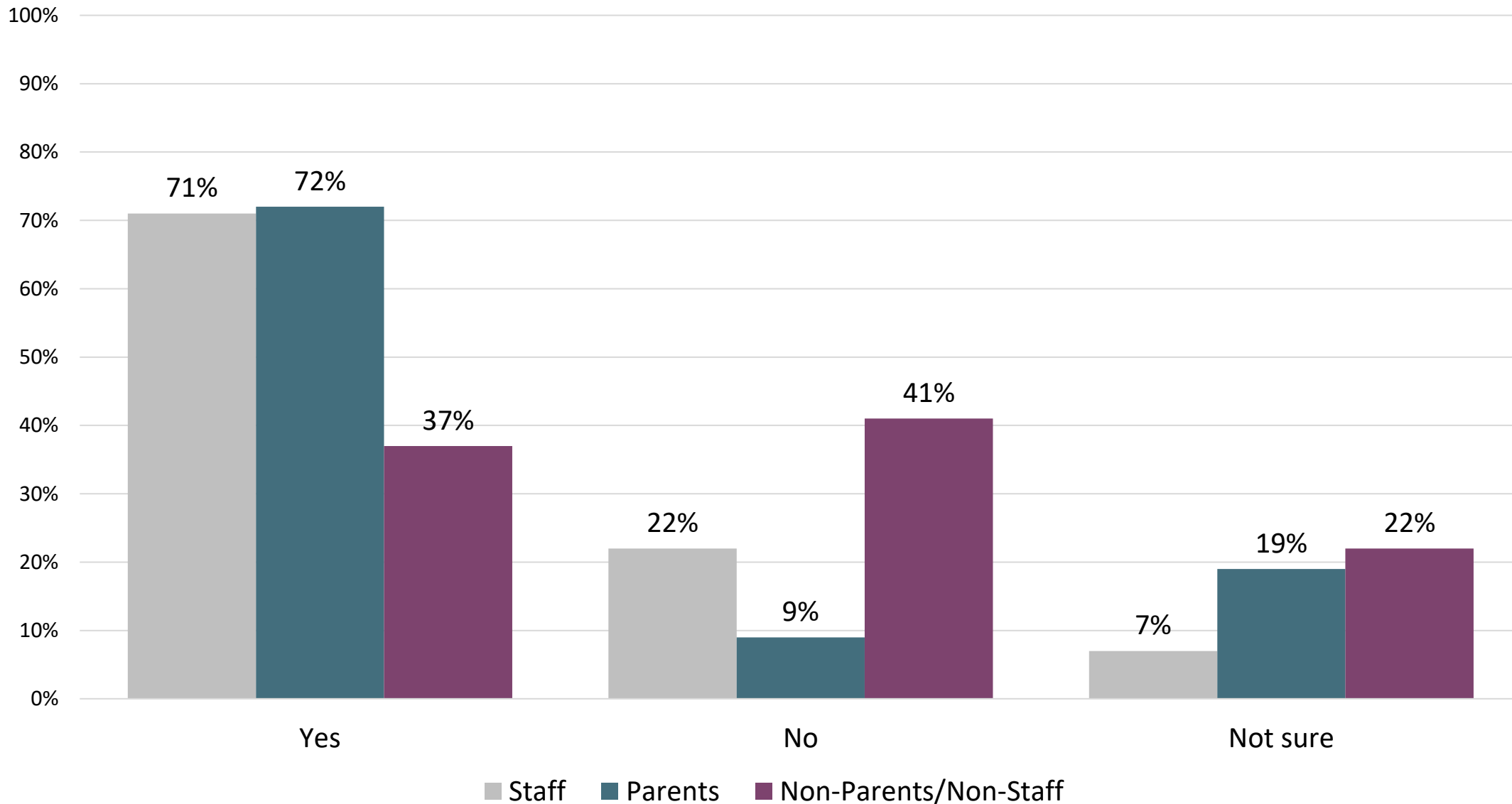
- Elementary school heating and cooling system components have reached the end of their service life, are inefficient, and require ongoing costly repairs.
- Elementary school playground equipment needs to be replaced.
- The agriculture classrooms and labs are too small and need to be updated.
- We lack gym space, which creates scheduling issues for phys ed courses, athletic practices, and fine arts programming.
- The gym does not have enough seats, and this area lacks appropriate lighting and sound to support fine arts programming.
- The wrestling area is too small.
- The fitness center is too small for both school and community use.

The cost to address these projects is too large to be covered in our annual budget. Therefore, the District would need to secure funding through a bond referendum.

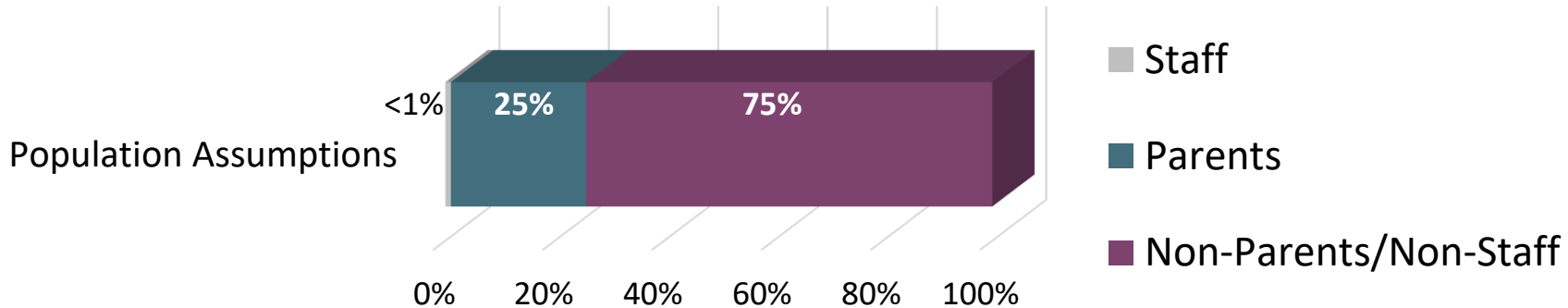


Results & Analysis

Would you support the District pursuing a bond referendum to address our facility needs at this time?



Additional analysis: Would you support the District pursuing a bond referendum?



Weighted Support:

$$0.25 (72\%) + 0.75 (37\%) = \underline{\underline{45.75\%}}$$

Facility Project Options



If the community supports pursuing a bond referendum, two options have been developed for community feedback.

Option 1:

- 1) Build a competition gym with expanded seating at the Jr./Sr. high school which includes: locker rooms, training room, concession stand, restrooms, and separate gym entrance.
- 2) Replace the elementary school HVAC system.

Estimated cost: \$11.97 million

Facility Project Options



Option 1:



Facility Project Options (cont'd)



Option 2:

This option includes all of the projects in Option 1 plus the following projects:

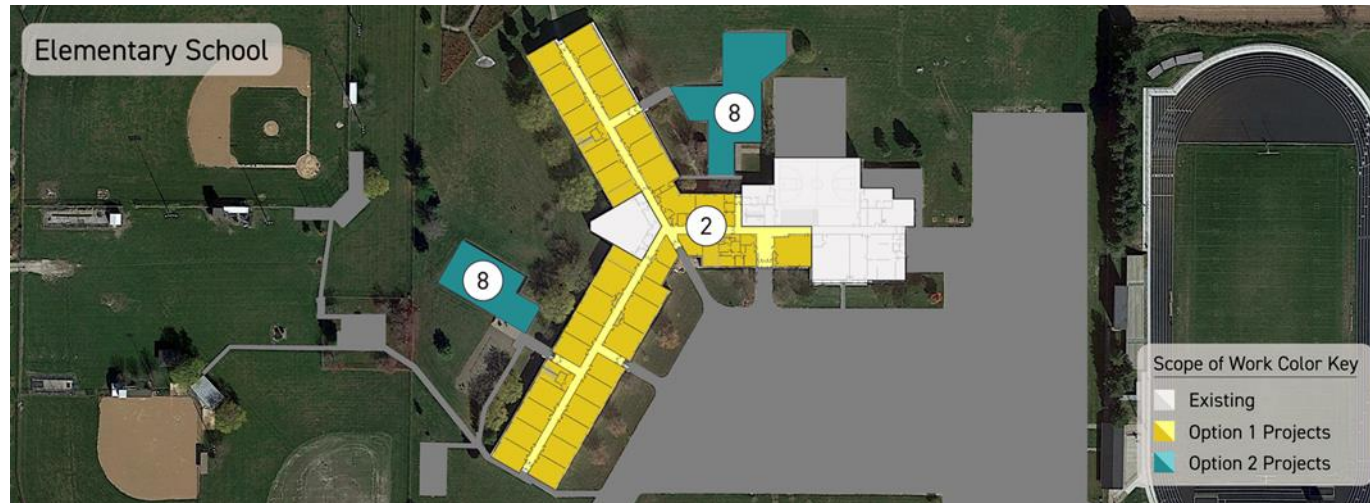
- 1) Add a wrestling area.
- 2) Multipurpose room / additional wrestling space.
- 3) Renovate and expand the fitness center with a separate community entrance.
- 4) Convert the existing wrestling room into agriculture classroom space.
- 5) Update seating, lighting, and sound system in the current gym/auditorium.
- 6) Repair/replace elementary school playground equipment.

Estimated cost: \$16.99 million

Facility Project Options



Option 2:



Funding Support



Sixty percent (60%) of voters in our district would need to approve a bond referendum to fund either option. Like a home mortgage, a bond referendum is typically financed over 20 years. The chart below shows the tax mill rate impact for each option.

To offset the cost of the options for taxpayers, the District will be seeking donations. If you are interested in donating, please visit our foundation website:

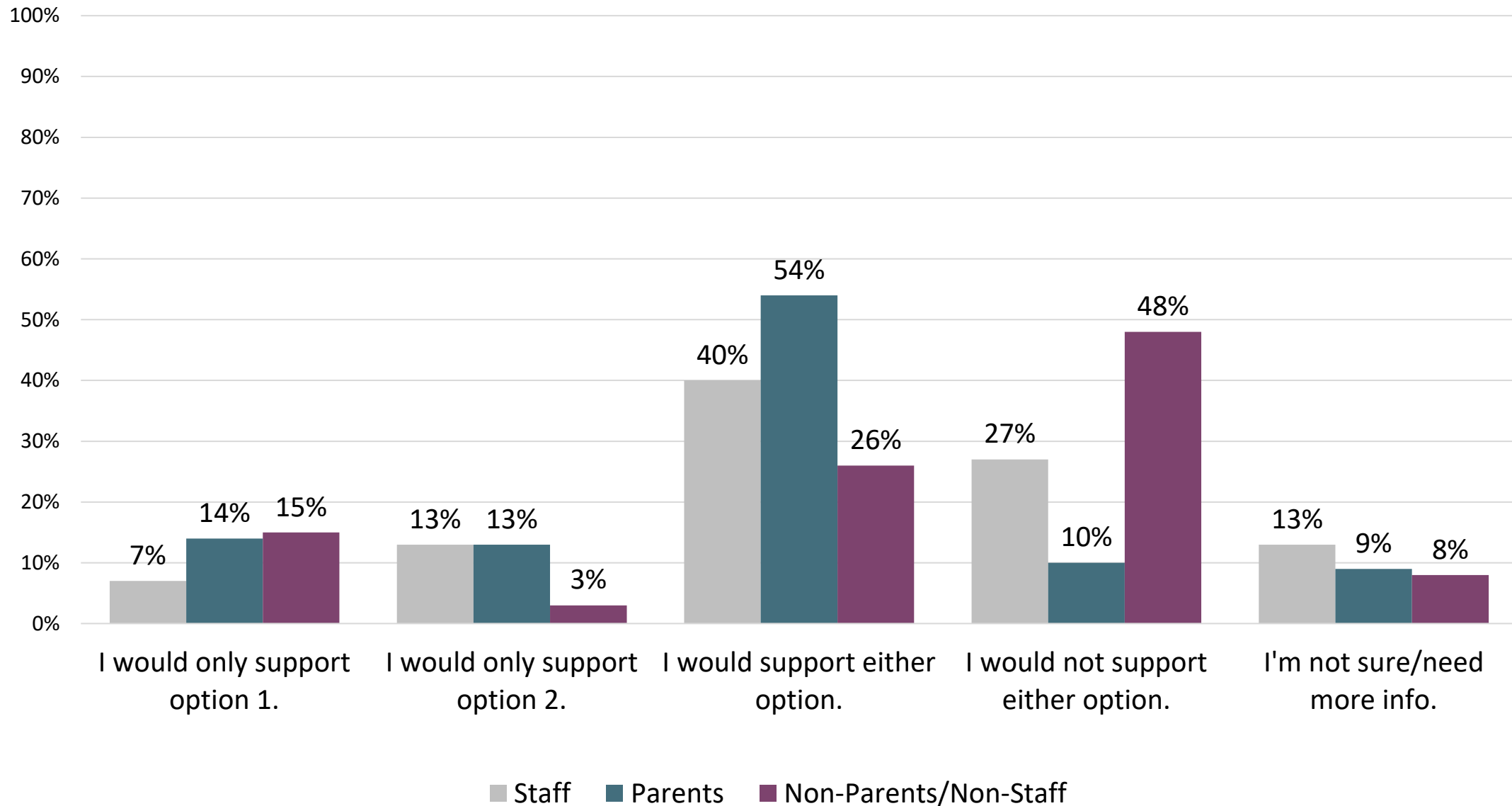
https://cfgm.fcsuite.com/erp/donate/create/fund?funit_id=1047
or contact the District Office at 319.726.3541.

Funding Support

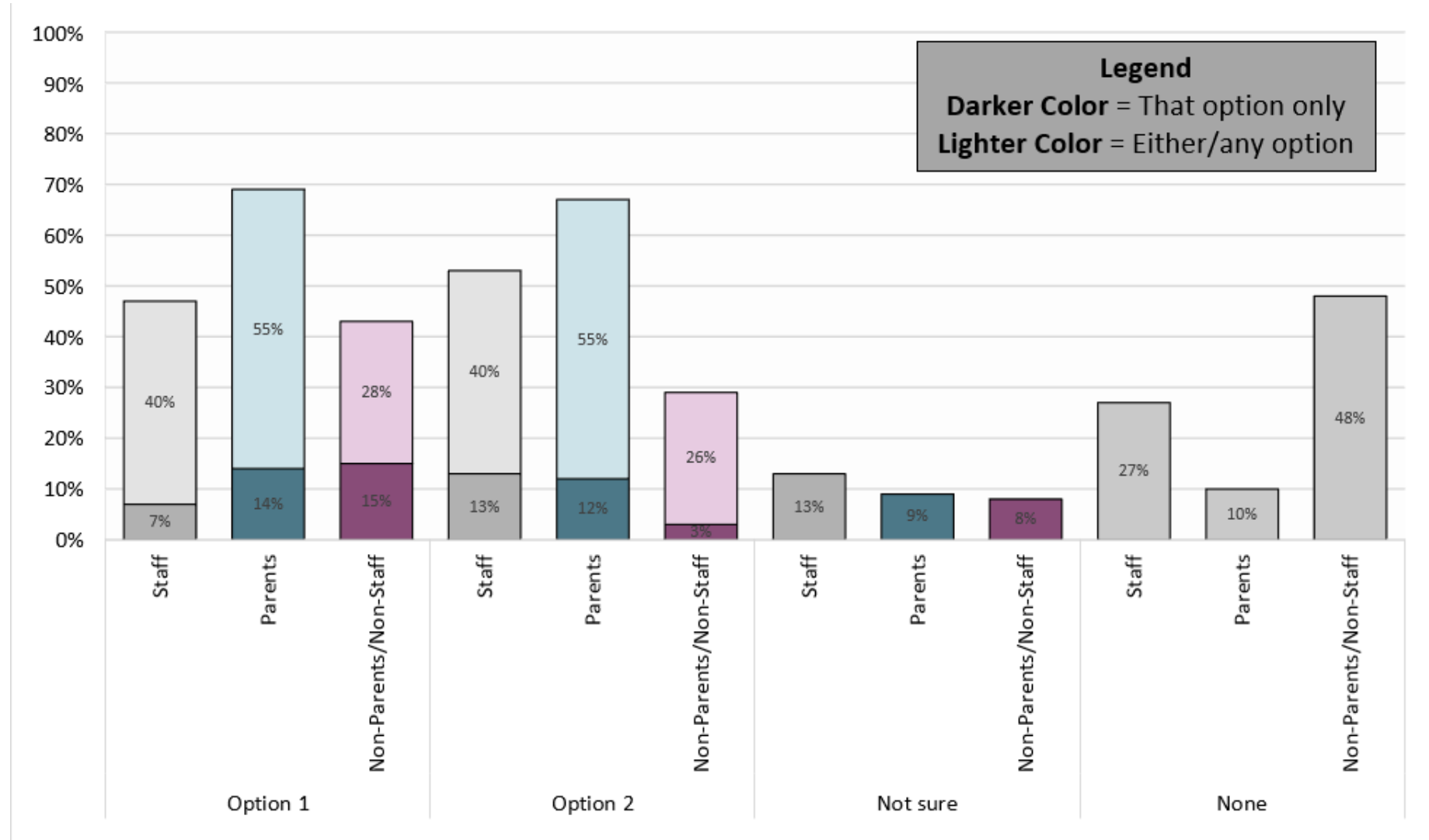


| PROJECTED ANNUAL PROPERTY TAX INCREASE OVER THE CURRENT LEVEL | | | |
|---|----------------|----------------------------|----------------------------|
| Type of Property | Assessed Value | Bond Referendum Amounts | |
| | | Option 1 - \$11.97 million | Option 2 - \$16.99 million |
| Residential | \$50,000 | \$63.17 (\$5.26/month) | \$94.75 (\$7.90/month) |
| | \$100,000 | \$139.43 (\$11.62/month) | \$209.15 (\$17.43/month) |
| | \$150,000 | \$215.70 (\$17.98/month) | \$323.55 (\$26.96/month) |
| | \$250,000 | \$368.23 (\$30.69/month) | \$552.34 (\$46.02/month) |
| | \$400,000 | \$597.02 (\$49.75/month) | \$895.53 (\$74.63/month) |
| Commercial | \$100,000 | \$243.00(\$12/month) | \$364.50 (\$30.76/month) |
| | \$250,000 | \$607.50(\$50.63/month) | \$911.25 (\$75.94/month) |
| | \$500,000 | \$1215.00 (\$101.25/month) | \$1822.50 (\$151.88/month) |
| Agricultural (Louisa County) | Per Acre | \$3.47 | \$5.20 |
| Agricultural (Muscatine County) | Per Acre | \$3.49 | \$5.23 |
| Notes: "Assessed value" is not the same as "market value." Assessed value is determined by the county assessor, while market value is determined by the open real estate market. Market value plays <u>no</u> role in determining taxable value or property tax dollars. The homestead credit may vary from county to county. Farm buildings are assessed with the agriculture property rollback. Ag property will pay the school levy but will pay a different city levy than the residential property if the land is within city limits. Within city limits, ag property pays the ag levy (likely near the maximum rate of \$3.00375) and not the city levy but does still pay all school levies (including PPEL and debt service). The farm home pays the entire levy, just as any other home within city limits, except the city levy is replaced with the county levy. | | | |

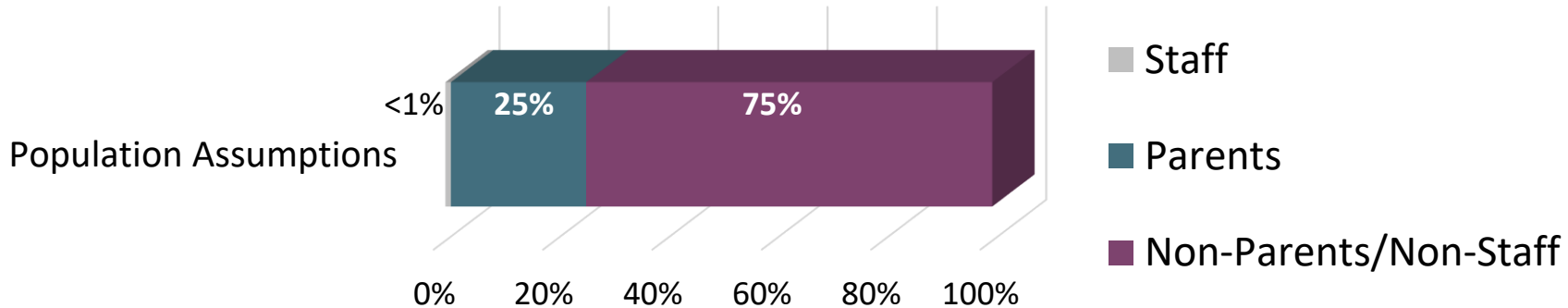
Which option would you support? *(Residents)*



Which option would you support? *(Residents)*



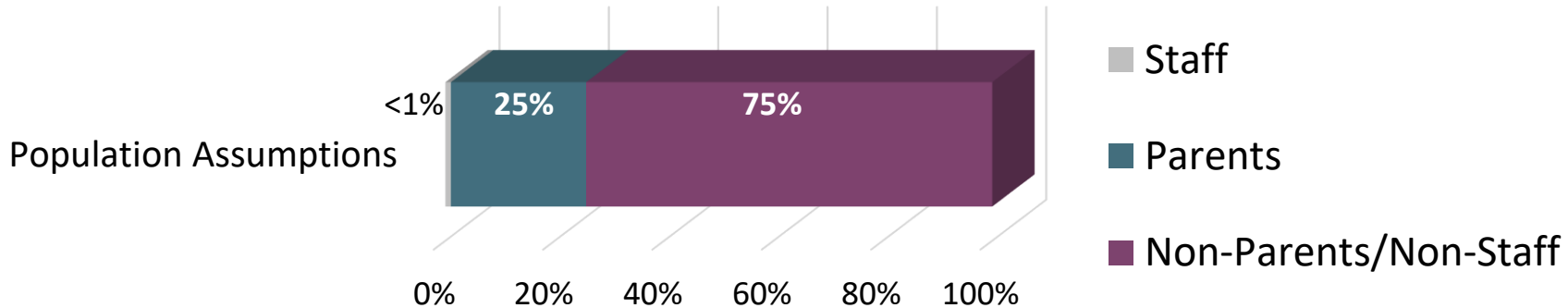
Additional analysis: Would you support the Option 1 bond referendum?



Weighted Support:

$$0.25 (68\%) + 0.75 (41\%) = \underline{\underline{47.75\%}}$$

Additional analysis: Would you support the Option 2 bond referendum?



Weighted Support:

$$0.25 (67\%) + 0.75 (29\%) = \underline{\underline{38.50\%}}$$

How is the District doing in the following areas?

Great (4), Good (3), Fair (2), Poor (1)



| Item | Staff | Parents | Non-Parents/Non-Staff |
|-------------------------------------|-------|---------|-----------------------|
| Delivering a high-quality education | 2.8 | 3.3 | 2.81 |
| Keeping the public informed | 2.67 | 2.98 | 2.51 |
| Managing funds appropriately | 2.69 | 2.89 | 2.53 |
| Building pride in the community | 2.87 | 2.95 | 2.67 |

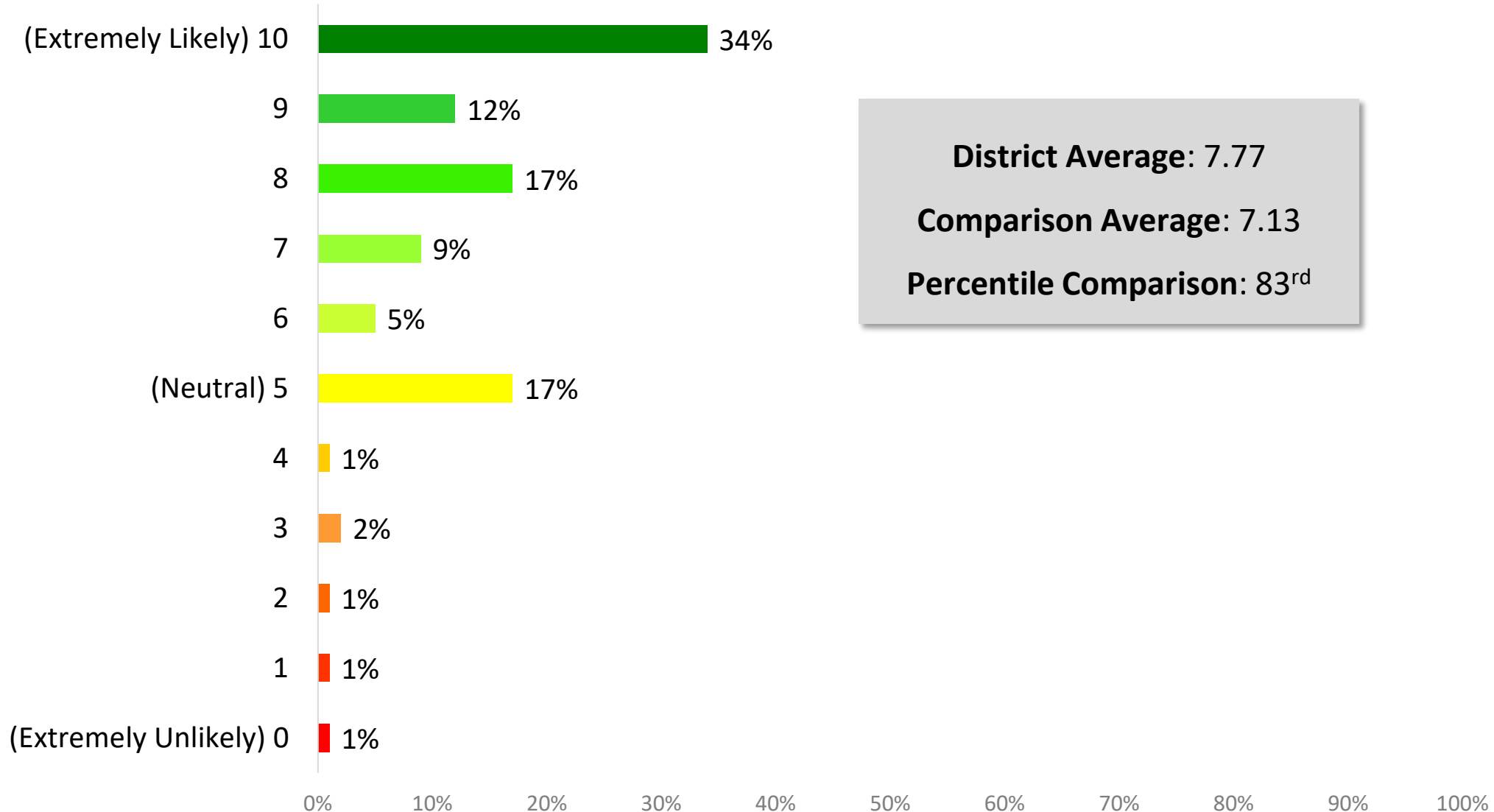
How is the District doing in the following areas?

Great (4), Good (3), Fair (2), Poor (1)



| Item | Percent “Great” or “Good” | Average | Comparison Percentile |
|-------------------------------------|------------------------------|---------|--------------------------|
| Delivering a high-quality education | 77.8% | 3.17 | 69 th |
| Keeping the public informed | 64.8% | 2.89 | 59 th |
| Managing funds appropriately | 53.8% | 2.93 | 75 th |
| Building pride in the community | 66.4% | 2.93 | 35 th |

On a scale of 0 – 10, how likely would you be to recommend the District to a friend or family member?



What did we learn?



- If either of the 2 bond referendum options were held today, they would likely not be supported.
- Option 1 had much better support.
- Parents (25% of a community's population) were supportive of both options.
- The District is seen as handling finances very well.
- The District is highly regarded and highly recommended to others by the residents.





Questions or Comments?





Thank you!

